

THE MUTALL INVESTMENT LIMITED

PROJECT REPORT

FRIENDS OF NGONG HILLS WEBSITE

BY

SIMON MWANGI KARANJA

SUPERVISOR: Peter Muraya

Project report documented for partial fulfillment of the ongoing development of the Friends of Ngong Hills website

©July, 2023

DECLARATION

I hereby declare this project report is my own work and has, to the best of my knowledge, not been submitted to any other institution for any award.

Developer Name: SIMON MWANGI KARANJA

Signature:

.....Date:.....

APPROVAL This project proposal has been submitted with my approval as the director of Mutall Investments limited supervisor.

Supervisor Name: MR. Muraya.

Signature:

.....Date.....

DEDICATION

For all the participant that involve in evaluation and system testing, thank you very much. I really appreciate your cooperation and time spend during that session for my family, thanks for the full support that they gave to me. To all my friends' thanks for the ideas and all the comments that has been given. I really appreciate. Finally, thanks to all the people that helps me in completing the project.

ACKNOWLEDGMENT

I would like to express my deepest appreciation to all those who provided me the possibility to complete this report. A special gratitude I give to our project manager Mr. Muraya, whose contribution in stimulating suggestions and encouragement, helped me to coordinate my project especially in writing this report.

ABSTRACT

The website of The Friends of Ngong Hill is a platform for organizing events and activities on Ngong Hill. This document provides a comprehensive overview of the website's structure, focusing on its four main sections—Left, Top, Middle, and Bottom. These sections include features such as the company logo, navigation links, a collapsible menu with the constitution, an event calendar, and a chat interface.

The document also explains the user account management system, which outlines how to access personal accounts, log in for registered users, and sign up for new users. The document emphasizes the security measures that protect the text area, which requires users to sign in to prevent unauthorized access.

Additionally, the document describes the functionality of the chat interface, which offers communication features and constant improvements to enhance user experience. The document aims to help users navigate the different sections and functionalities while fostering an appreciation of the website's user-friendly design and interactive features.

Table of Figures

Figure 1.1 frozen text box	4
Figure 1.2 current user logged in	5
Figure 1.3 registration form	6
Figure 1.4 Unfrozen text box	7

Table of Contents

DECLARATION.....	i
DEDICATION	ii
ACKNOWLEDGMENT.....	iii
ABSTRACT.....	iv
Chapter 1: Introduction	1
1.1 Background Of Study	2
1.2 Purpose and Mission	2
1.3 Technological Landscape:.....	2
1.4 User-Centric Design:.....	2
1.5 Community Building:	2
1.5 Security Measures:.....	3
1.6 Constant Improvement and Innovation:.....	3
1.7 Friends Of Ngong Hill Website Documentation.....	4
Conclusion	8
RECOMMENDATION.....	9
References.....	10

Chapter 1: Introduction

Welcome to the comprehensive documentation of the Friends of Ngong Hill Website. This documentation provides a detailed exploration of the web page, offering insights into its structure, key features, and user interactions. Friends of Ngong Hill is a dynamic platform dedicated to organizing events and activities on the scenic Ngong Hill.

In this introduction, we embark on a journey through the four main sections that constitute the website, each playing a crucial role in delivering a rich and interactive user experience. From the distinctive sections with their unique functionalities to the intricate process of user account management, this documentation aims to provide users with a clear and concise guide to navigating and utilizing the features offered by Friends of Ngong Hill.

Join us as we unravel the layers of this website, from its visually appealing layout to the security measures implemented to safeguard user interactions. Whether you are a seasoned user or a newcomer, this documentation serves as a valuable resource to enhance your understanding and enjoyment of the Friends of Ngong Hill Website.

1.1 Background Of Study

The Friends of Ngong Hill Website stands at the intersection of digital technology and community engagement, offering a platform dedicated to organizing events and activities on Ngong Hill. This background of study aims to provide context to the development and significance of the website within the broader landscape of online community platforms.

1.2 Purpose and Mission

The website emerges from a mission to foster a sense of community around Ngong Hill. By organizing events and activities, it seeks to connect individuals who share an interest in outdoor experiences and community engagement.

1.3 Technological Landscape:

The proliferation of digital platforms has transformed the way communities interact and collaborate. The Friends of Ngong Hill Website capitalizes on this technological landscape to provide a virtual space for users to access information, participate in events, and communicate with fellow enthusiasts.

1.4 User-Centric Design:

The development of the website is grounded in a user-centric design philosophy. From the intuitive layout of sections to the emphasis on user account management, the platform is crafted to enhance the overall user experience, ensuring accessibility and ease of use.

1.5 Community Building:

Ngong Hill, with its scenic beauty and diverse activities, serves as a focal point for community building. The website facilitates this process by offering a centralized hub where users can not only access information but also actively engage with one another through features like event registration and a chat interface.

1.5 Security Measures:

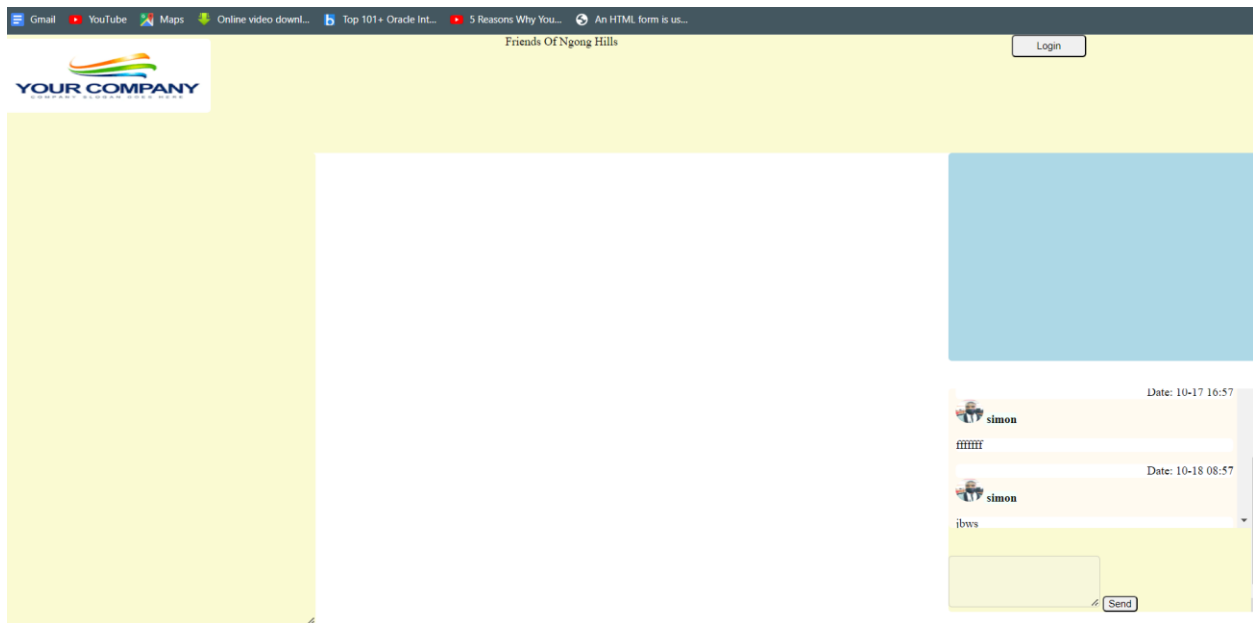
Given the interactive nature of the platform, security is paramount. The background of study delves into the security measures implemented, particularly in the context of the text area, emphasizing the need for users to sign in to maintain a secure and personalized experience.

1.6 Constant Improvement and Innovation:

The Friends of Ngong Hill Website is not static

1.7 Friends Of Ngong Hill Website Documentation

Figure 1.1 frozen text box

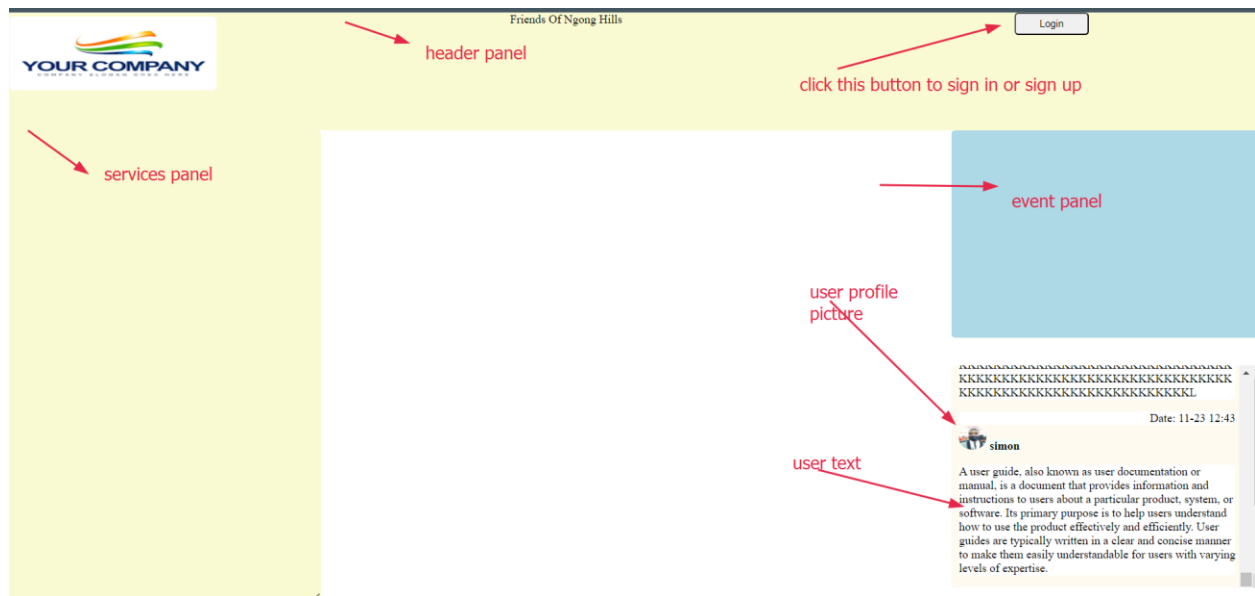


This text is a description of the web page of Friends of Ngong Hill, a website for a company that organizes events and activities on Ngong Hill. The web page has four main sections:

- The left section is light gold yellow and has the company logo at the top. It also has links to other pages of the website, such as About Us, Contact Us, and Gallery.
- The top section is white and has a login button on the right corner. It also has a collapsible menu that shows the constitution of Friends of Ngong Hill, which explains the vision, mission, objectives, and rules of the company.
- The middle section is white and has a calendar of upcoming events and activities on Ngong Hill. The events are color-coded by category, such as hiking, camping, or volunteering. The users can click on the events to see more details and register for them.

- The bottom section is light blue and has a chat feature that allows the users to communicate with each other and share their experiences on Ngong Hill. The chat section has a scrollable message output area that shows the user profile picture, name, text, and date of each message. The chat section also has a text input box and a send button that are disabled until the user logs in with their credentials.

Figure 1.2 current user logged in



One of the features of this website is that it allows you to access your personal account and manage your preferences, settings, and data. To do this, you need to identify yourself as a registered user by logging in. If you look at the top right corner of the homepage, you will see a button that says "login". If you click on this button, a new window will appear on your screen. This window is called a dialog box, and it gives you two options: login or sign up. The login option is for users who already have an account on this website. They can enter their username and password in the fields provided and click on the "login" button below. The sign-up option is for users who are new to this website and do not have an account yet. They can click on the "sign up" button below and follow the instructions to create a new account. Once they have an account, they can use the login option to access it.

Figure 1.3 registration form

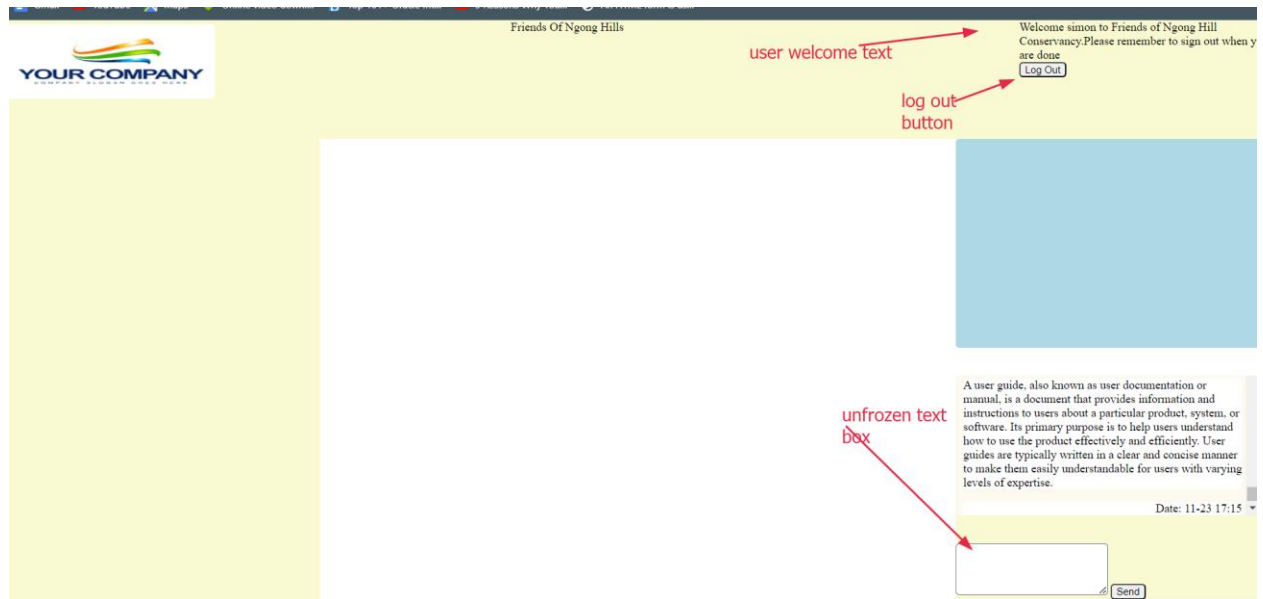
The screenshot displays a web application interface. At the top, there is a header with the text "Friends Of Ngong Hills" and a logo for "YOUR COMPANY". The main content area features a registration form with the following elements:

- A prompt: "(Please fill out all fields...)"
- A "Username:" label followed by a text input field.
- A "Password:" label followed by a password input field.
- A checkbox labeled "Show password".
- A section titled "What do you want to do?" with two radio button options: "Sign Up to be Member" and "Sign In as Member".
- "Submit" and "Cancel" buttons at the bottom.

To the right of the form, there is a blue rectangular area. Below it, a text area is shown with a red arrow pointing to it, labeled "frozen text area". The text area contains a paragraph about user guides and a "Send" button at the bottom right. A date/time stamp "Date: 11-23 17:15" is visible in the bottom right corner of the text area.

If you want to enter some text in the text area, you need to sign in first. The text area is frozen and does not allow any input until you are signed in. This is a security measure to prevent unauthorized access to the text area. Signing in will also enable you to save your work and access it later. To sign in, click on the button at the top right corner of the screen and enter your username and password. If you do not have an account, you can create one for free by clicking on the link below the sign in button.

Figure 1.4 Unfrozen text box



One of the features of our website is the chat interface, which allows you to communicate with other users who are logged in. To use this feature, you need to log in with your username and password. Once you do that, you will see a welcome message that greets you by your name and reminds you to log out when you finish using the services. The chat interface has a text box where you can type your messages and send them to other users. We are constantly working to improve the chat interface by adding more functionality and making it more user friendly and simple. We hope you enjoy using our website and its features.

Conclusion

To sum up, the Friends of Ngong Hill Website is a great example of how digital tools can support community engagement. This document has explained how the website works, what it offers, and how users can interact with it. It has shown the details that make the website fun and easy to use.

The website has four main parts, from the nice-looking left part with links to the other parts, to the top and middle parts with lots of information, and the bottom part with the chat feature. All these parts work together to create a good user experience. The website also cares about user accounts, so users can log in or sign up and have their own settings and preferences.

The website is also secure and protects user data. Users have to sign in to use the text area, which means their work is safe and private. They can also access their work anytime they want.

The chat feature is a key part of the website, as it lets users talk to each other and share their stories about Ngong Hill. The website is always trying to improve the chat feature and make it more user-friendly, so users can have a smooth and enjoyable conversation.

The website is not just a website—it is a place where people who love Ngong Hill can meet, chat, and have fun. This document is a helpful resource for anyone who wants to use the website, whether they are new or experienced. The Friends of Ngong Hill Website is all about community, innovation, and user satisfaction. It welcomes you to join the Ngong Hill family.

RECOMMENDATION

The Friends of Ngong Hill Website can improve user experience, inclusivity, and community engagement by following these recommendations. User guidance, mobile responsiveness, and accessibility features are essential for a user-friendly website. Multimedia sharing, user feedback surveys, and social media sharing can boost community interaction. An educational content section can provide informative articles for user engagement. Security audits are important to protect user data and community trust. A feedback mechanism for community events and collaboration with local businesses can offer customized and enriching experiences for the Ngong Hill online community.

References

<https://chat.openai.com/c/5866af70-017c-48ec-a116-15c7888db47f>
[report writing - Search \(bing.com\)](#)
<https://www.audacityteam.org/FAQ/>

total word count:1830